



4
YEAR
WARRANTY

PRODUCT DATA SHEET

ENTRANCE MATS

Treadmat - Tread 1 Carbide

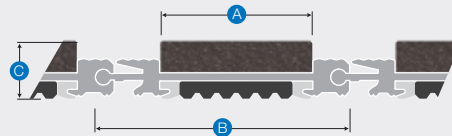
Clearview offers an extensive range of Heavy Duty Entrance Matting. This profile utilises an aluminium tread rail with ball and socket hinge system for superior strength. Designed to retain 31mm insert and rubber backed for quieter transition.

SPECIFICATIONS

PRODUCT	Treadmat Tread 1 Carbide
CODE	TT1CCAR
MATERIALS	Support Chassis - Anodised aluminium Tread- Carborundum Grit
PROFILE LENGTH	Up to 6500mm modules
PROFILE WIDTH	50mm wide treadrail with 31mm wide inserts
PROFILE DEPTH	12mm
PRODUCT WARRANTY	4 years (As per Clearview's Standard Warranty)
CODE COMPLIANCE	AS/NZS1428.4.1:2009, BCA 2014 (Subject to surrounding floor finish luminance)
FIXING METHOD	Heavy duty - internal/external



PROFILE



A	31mm
B	50mm
C	12mm

STANDARD COLOURS

Aluminium



CLEAR ANODISED



BLACK ANODISED




GOLD ANODISED

Insert



BLACK




GREY



BROWN



BLUE



GLOW

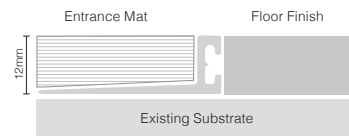


RED



YELLOW

TYPICAL INSTALLATION



*Recessed



*Surface Mounted

HOW TO SPECIFY

Copy the prewritten specification below and update all sections in brackets to create your project specification.

Description

Clearview Entrance Mat in Code: TT1CCAR in (Clear/Black/Sovereign Gold) anodised aluminium frame with insert colour (B,GR,BR,BL,GL,R,YEL). To be installed to the manufacturer's instructions in accordance to the AS/NZS 1428.1.4.2009

Manufacturer

Clearview Tactiles
P: 1300 884 948
E: sales@clearviewtactiles.com.au
W: www.clearviewtactiles.com.au

Example - Typical Specification

Clearview Entrance Mat in Code: TT1CCAR in Clear anodised aluminium frame with insert colour Black. To be installed in accordance to the manufacturer's instructions in accordance to the AS/NZS 1428.1.4.2009